

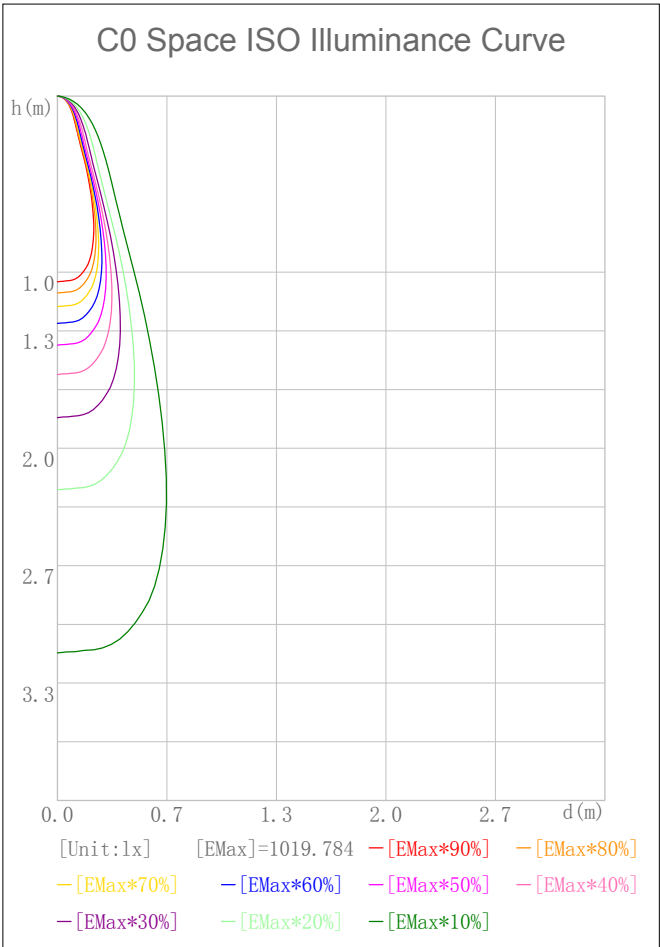
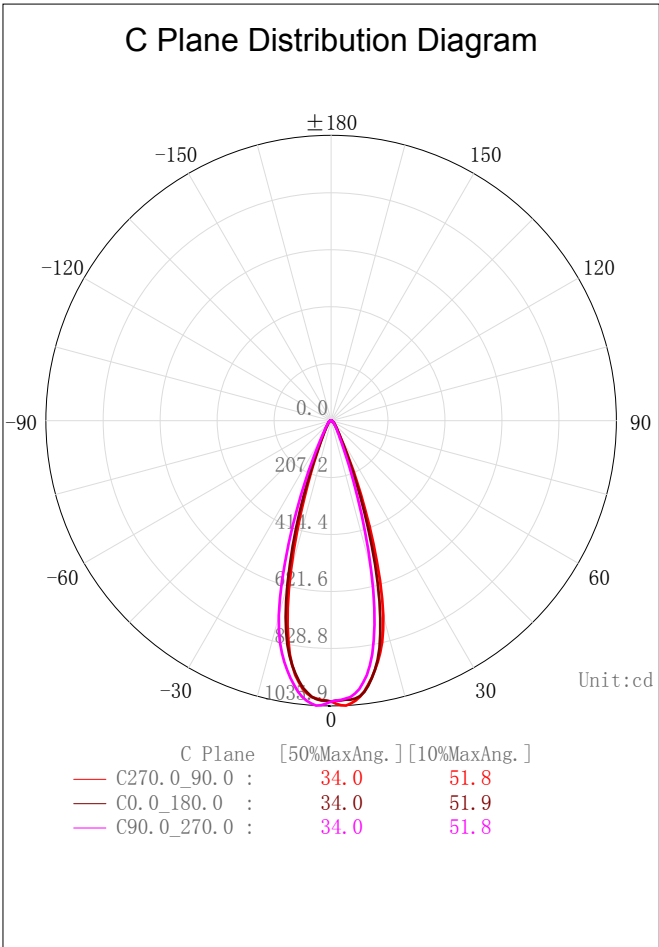
Indoor Luminaire Photometric Data

Description Information

Luminary Name:DL52-06-DW-01 RA95 2000K-3000K 36D		Lum. Catalog:	Test ID: 01
Lamp Name:		Lamp Catalog: LED	Test Date: 2021/11/08
Manufacture: Shenzhen Norming Lighting Co., Ltd		Shld.Ang(°):	Test Machine:GON-2000
Test Lab: Quality Department		Frequency (Hz):	Lamp CCT(K): Ra:
Lum. Size (W*L*H):0.076m*-0.076m*0.000m		Lum. Area (m2):0.005	Lum. W(kg): 0.000
Test System: C, γ	Test Step: C=90.0 γ=1.0	Temp. (°C): 25	Humidity(%): 50.0

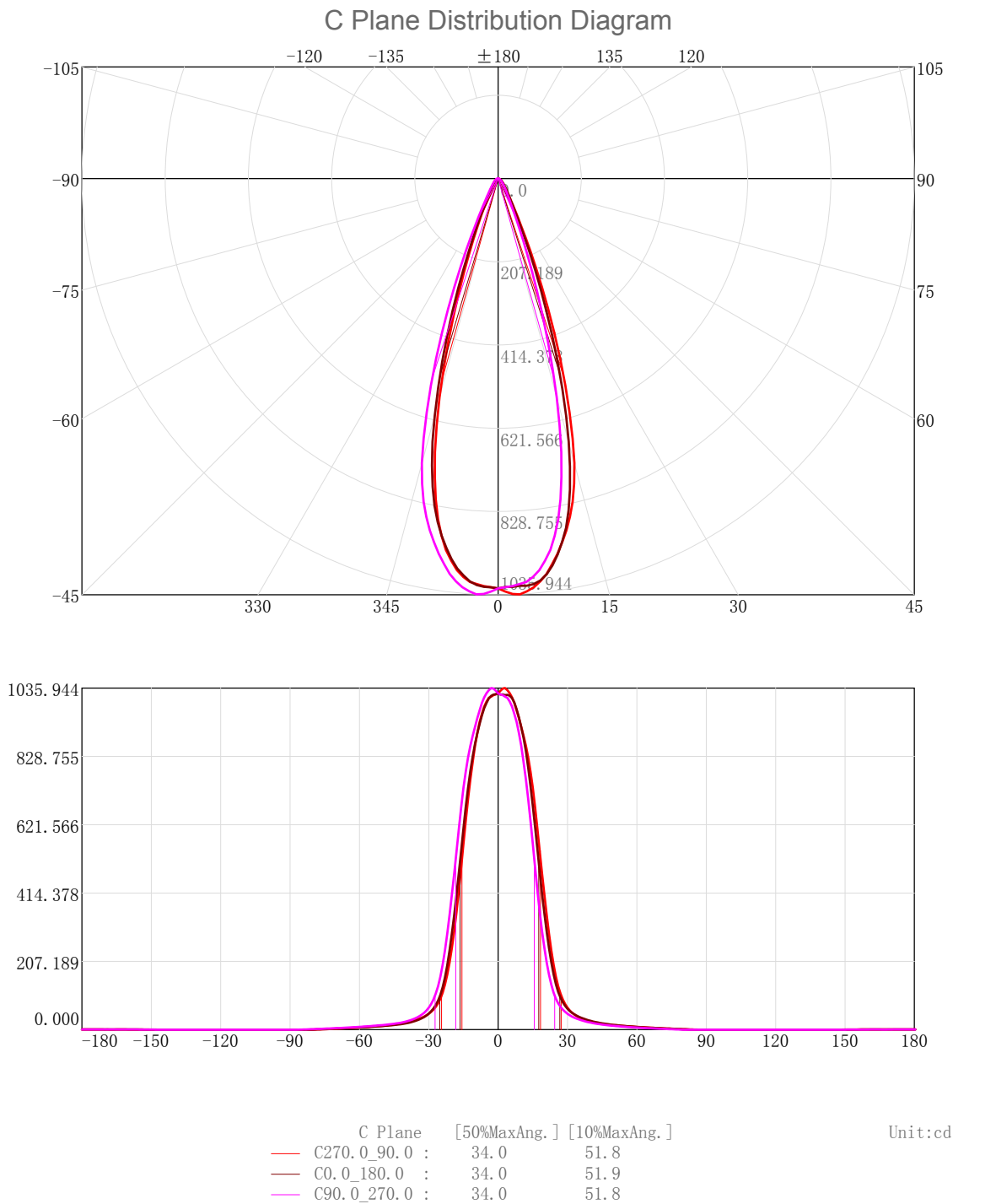
Character Parameter

Lamp Speciality Parameter		Luminaire Speciality Parameter	
Rated Flux(lm): 380.300	Luminary Flux(lm): 380.305	Field Angle(10%Imax): 51.8(°)	
Rated Power(W):	Luminary Efficiency: 100.00%	Down Lumens&Percent: 379.747lm 99.85%	
Rated Voltage(V):	Luminary EER(lm/W): 64.089	Up Lumens&Percent: 0.558lm 0.15%	
Tested Power(W): 5.934	Max. Candela(cd): 1035.944	S/MH: C0_a180=0.576 C90_270=0.579	
Lamps' Inside: 1	Max Cand@Ang. (°): C=270.0 γ=3.0	CIE Type: Semi-Direct	
Tested Electrics (V, A, pf):240.9, 0.029, 0.835	Beam Angle(50%Imax): 34.0(°)	ErP Φ use(90°): 345.504lm	
Lamp Size (W*L*H):0.076m*-0.076m*0.000m	Left=-15.6°, Right=18.3°	IRF(%): 573.615	



2D Plane Light Intensity Distribution Curve

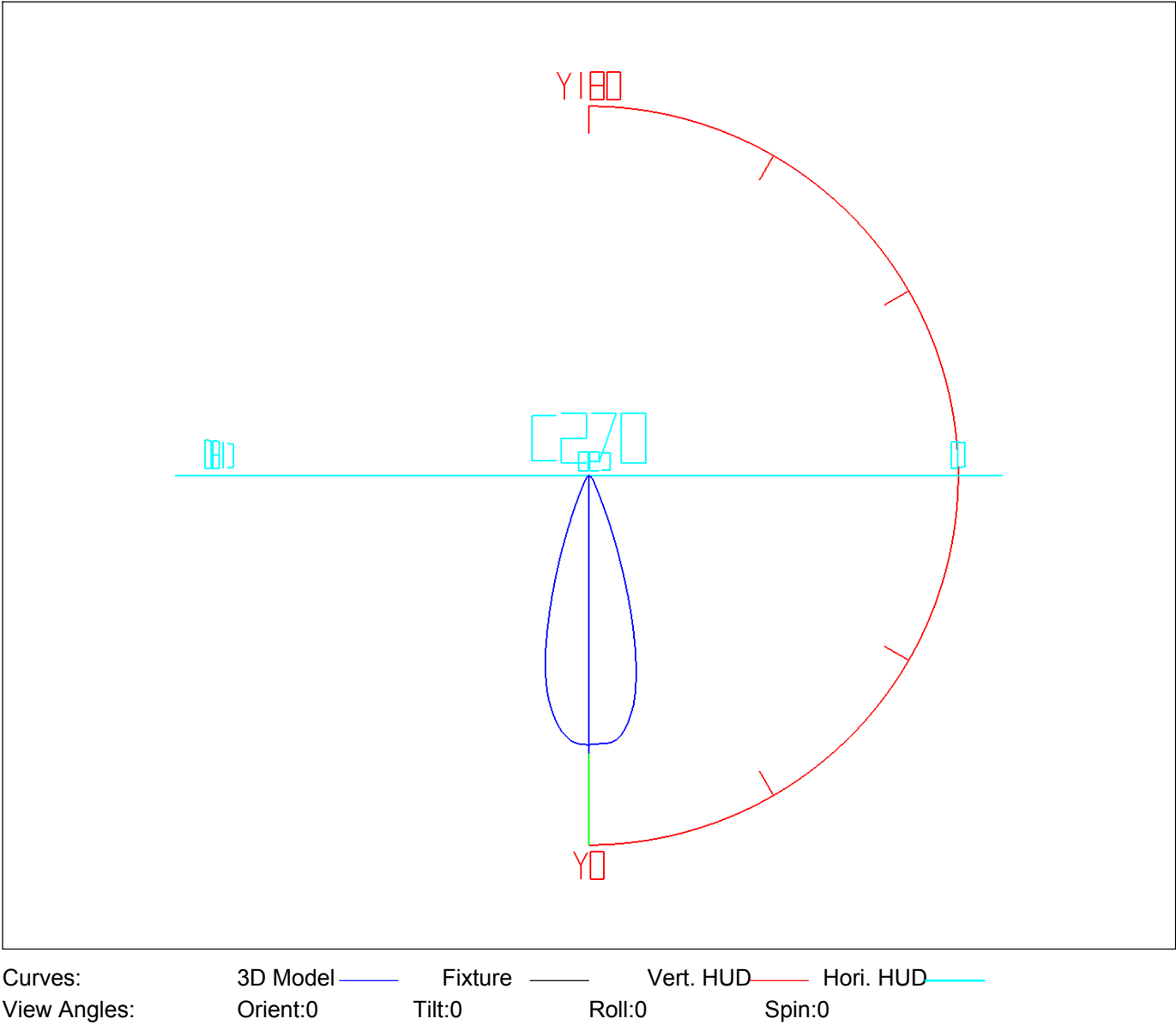
Lum. Name: DL52-06-DW-01 RA95 2000K-3000K 36D	Lum. Catalog:	Test ID: 01
Lamp Name:	Lamp Catalog: LED	Test Lab: Quality Department
Manufacture: Shenzhen Norming Lighting Co., Ltd	Test Machine:GON-2000	Test Date: 2021/11/08



3D Light Intensity Distribution Modal

Lum. Name: DL52-06-DW-01 RA95 2000K-3000K 36D	Lum. Catelog:	Test ID: 01
Lamp Name:	Lamp Catelog: LED	Test Lab: Quality Deparment
Manufacture: Shenzhen Norming Lighting Co., Ltd	Test Machine:GON-2000	Test Date: 2021/11/08

3D Light Intensity Distribution Modal



IES Indoor Report

Photometric Filename:DL52-06-DW-01 RA95 2000K-3000K 36D.IES

Zonal Flux Tabulation

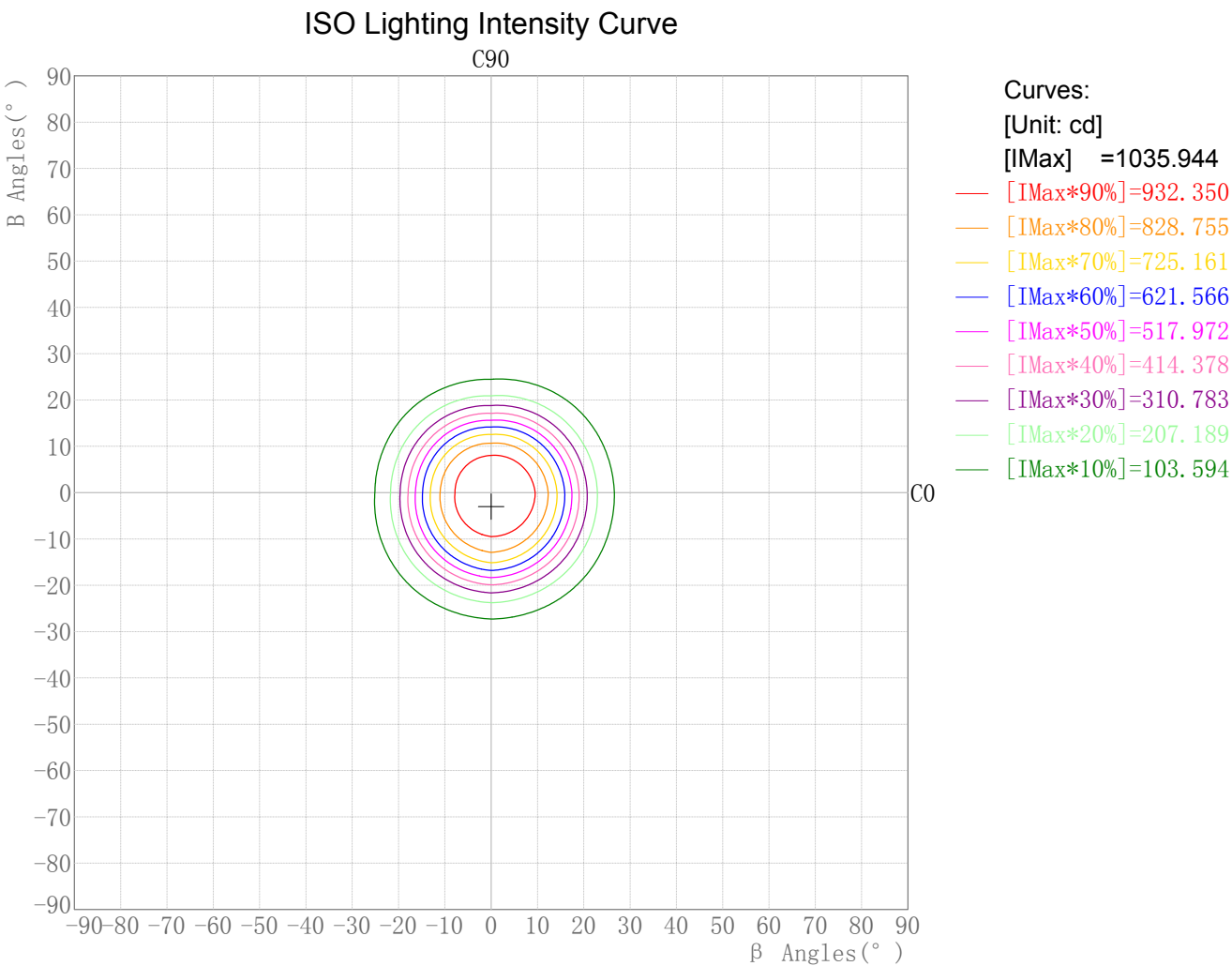
Zone(γ)	Zone Flux (lm)	Sums Flux (lm)	Zone%Lamp	Sums%Lamp	Zone(γ)	Zone Flux (lm)	Sums Flux (lm)	Zone%Lamp	Sums%Lamp
0.0-1.0	0.98	0.98	0.26	0.26	47.0-48.0	1.19	360.13	0.31	94.70
1.0-2.0	2.93	3.90	0.77	1.03	48.0-49.0	1.14	361.28	0.30	95.00
2.0-3.0	4.88	8.78	1.28	2.31	49.0-50.0	1.10	362.38	0.29	95.29
3.0-4.0	6.80	15.58	1.79	4.10	50.0-51.0	1.06	363.45	0.28	95.57
4.0-5.0	8.68	24.27	2.28	6.38	51.0-52.0	1.03	364.47	0.27	95.84
5.0-6.0	10.49	34.76	2.76	9.14	52.0-53.0	0.99	365.46	0.26	96.10
6.0-7.0	12.20	46.96	3.21	12.35	53.0-54.0	0.95	366.41	0.25	96.35
7.0-8.0	13.77	60.73	3.62	15.97	54.0-55.0	0.92	367.33	0.24	96.59
8.0-9.0	15.18	75.91	3.99	19.96	55.0-56.0	0.88	368.21	0.23	96.82
9.0-10.0	16.42	92.32	4.32	24.28	56.0-57.0	0.84	369.05	0.22	97.04
10.0-11.0	17.45	109.77	4.59	28.86	57.0-58.0	0.81	369.86	0.21	97.25
11.0-12.0	18.22	127.99	4.79	33.65	58.0-59.0	0.77	370.63	0.20	97.46
12.0-13.0	18.68	146.67	4.91	38.57	59.0-60.0	0.74	371.37	0.19	97.65
13.0-14.0	18.81	165.48	4.95	43.51	60.0-61.0	0.70	372.07	0.18	97.84
14.0-15.0	18.57	184.05	4.88	48.40	61.0-62.0	0.67	372.74	0.18	98.01
15.0-16.0	17.97	202.02	4.72	53.12	62.0-63.0	0.64	373.38	0.17	98.18
16.0-17.0	17.03	219.05	4.48	57.60	63.0-64.0	0.60	373.98	0.16	98.34
17.0-18.0	15.84	234.89	4.16	61.76	64.0-65.0	0.57	374.56	0.15	98.49
18.0-19.0	14.45	249.34	3.80	65.56	65.0-66.0	0.54	375.10	0.14	98.63
19.0-20.0	12.97	262.31	3.41	68.97	66.0-67.0	0.51	375.61	0.13	98.77
20.0-21.0	11.45	273.75	3.01	71.98	67.0-68.0	0.48	376.09	0.13	98.89
21.0-22.0	9.98	283.73	2.62	74.61	68.0-69.0	0.45	376.53	0.12	99.01
22.0-23.0	8.60	292.33	2.26	76.87	69.0-70.0	0.42	376.95	0.11	99.12
23.0-24.0	7.35	299.68	1.93	78.80	70.0-71.0	0.39	377.34	0.10	99.22
24.0-25.0	6.27	305.95	1.65	80.45	71.0-72.0	0.36	377.69	0.09	99.31
25.0-26.0	5.38	311.33	1.41	81.86	72.0-73.0	0.33	378.02	0.09	99.40
26.0-27.0	4.66	315.99	1.22	83.09	73.0-74.0	0.29	378.31	0.08	99.48
27.0-28.0	4.09	320.08	1.08	84.16	74.0-75.0	0.26	378.58	0.07	99.55
28.0-29.0	3.64	323.72	0.96	85.12	75.0-76.0	0.23	378.81	0.06	99.61
29.0-30.0	3.28	327.00	0.86	85.99	76.0-77.0	0.21	379.02	0.05	99.66
30.0-31.0	2.99	329.99	0.79	86.77	77.0-78.0	0.18	379.20	0.05	99.71
31.0-32.0	2.74	332.73	0.72	87.49	78.0-79.0	0.15	379.34	0.04	99.75
32.0-33.0	2.54	335.27	0.67	88.16	79.0-80.0	0.12	379.46	0.03	99.78
33.0-34.0	2.36	337.63	0.62	88.78	80.0-81.0	0.09	379.55	0.02	99.80
34.0-35.0	2.21	339.85	0.58	89.36	81.0-82.0	0.07	379.62	0.02	99.82
35.0-36.0	2.08	341.93	0.55	89.91	82.0-83.0	0.05	379.67	0.01	99.83
36.0-37.0	1.96	343.89	0.52	90.43	83.0-84.0	0.04	379.70	0.01	99.84
37.0-38.0	1.85	345.74	0.49	90.91	84.0-85.0	0.02	379.73	0.01	99.85
38.0-39.0	1.76	347.50	0.46	91.37	85.0-86.0	0.01	379.74	0.00	99.85
39.0-40.0	1.67	349.17	0.44	91.81	86.0-87.0	0.00	379.75	0.00	99.85
40.0-41.0	1.59	350.75	0.42	92.23	87.0-88.0	0.00	379.75	0.00	99.85
41.0-42.0	1.51	352.27	0.40	92.63	88.0-89.0	0.00	379.75	0.00	99.85
42.0-43.0	1.45	353.72	0.38	93.01	89.0-90.0	0.00	379.75	0.00	99.85
43.0-44.0	1.39	355.10	0.36	93.37	90.0-91.0	0.00	379.75	0.00	99.85
44.0-45.0	1.33	356.43	0.35	93.72	91.0-92.0	0.00	379.75	0.00	99.85
45.0-46.0	1.28	357.71	0.34	94.06	92.0-93.0	0.00	379.75	0.00	99.85
46.0-47.0	1.23	358.95	0.32	94.38	93.0-94.0	0.00	379.75	0.00	99.85

Zonal Flux Tabulation - (Cont.)

Zone(γ)	Zone Flux (lm)	Sums Flux (lm)	Zone%Lamp	Sums%Lamp	Zone(γ)	Zone Flux (lm)	Sums Flux (lm)	Zone%Lamp	Sums%Lamp
94.0-95.0	0.00	379.75	0.00	99.85	141.0-142.0	0.00	379.75	0.00	99.85
95.0-96.0	0.00	379.75	0.00	99.85	142.0-143.0	0.00	379.75	0.00	99.85
96.0-97.0	0.00	379.75	0.00	99.85	143.0-144.0	0.00	379.75	0.00	99.85
97.0-98.0	0.00	379.75	0.00	99.85	144.0-145.0	0.00	379.75	0.00	99.85
98.0-99.0	0.00	379.75	0.00	99.85	145.0-146.0	0.00	379.75	0.00	99.85
99.0-100.0	0.00	379.75	0.00	99.85	146.0-147.0	0.00	379.75	0.00	99.86
100.0-101.0	0.00	379.75	0.00	99.85	147.0-148.0	0.01	379.75	0.00	99.86
101.0-102.0	0.00	379.75	0.00	99.85	148.0-149.0	0.01	379.76	0.00	99.86
102.0-103.0	0.00	379.75	0.00	99.85	149.0-150.0	0.01	379.78	0.00	99.86
103.0-104.0	0.00	379.75	0.00	99.85	150.0-151.0	0.02	379.79	0.00	99.87
104.0-105.0	0.00	379.75	0.00	99.85	151.0-152.0	0.02	379.81	0.00	99.87
105.0-106.0	0.00	379.75	0.00	99.85	152.0-153.0	0.02	379.83	0.01	99.88
106.0-107.0	0.00	379.75	0.00	99.85	153.0-154.0	0.02	379.85	0.01	99.88
107.0-108.0	0.00	379.75	0.00	99.85	154.0-155.0	0.03	379.88	0.01	99.89
108.0-109.0	0.00	379.75	0.00	99.85	155.0-156.0	0.03	379.91	0.01	99.90
109.0-110.0	0.00	379.75	0.00	99.85	156.0-157.0	0.03	379.93	0.01	99.90
110.0-111.0	0.00	379.75	0.00	99.85	157.0-158.0	0.03	379.96	0.01	99.91
111.0-112.0	0.00	379.75	0.00	99.85	158.0-159.0	0.03	379.99	0.01	99.92
112.0-113.0	0.00	379.75	0.00	99.85	159.0-160.0	0.03	380.02	0.01	99.93
113.0-114.0	0.00	379.75	0.00	99.85	160.0-161.0	0.03	380.04	0.01	99.93
114.0-115.0	0.00	379.75	0.00	99.85	161.0-162.0	0.03	380.07	0.01	99.94
115.0-116.0	0.00	379.75	0.00	99.85	162.0-163.0	0.03	380.10	0.01	99.95
116.0-117.0	0.00	379.75	0.00	99.85	163.0-164.0	0.02	380.12	0.01	99.95
117.0-118.0	0.00	379.75	0.00	99.85	164.0-165.0	0.02	380.14	0.01	99.96
118.0-119.0	0.00	379.75	0.00	99.85	165.0-166.0	0.02	380.17	0.01	99.96
119.0-120.0	0.00	379.75	0.00	99.85	166.0-167.0	0.02	380.18	0.01	99.97
120.0-121.0	0.00	379.75	0.00	99.85	167.0-168.0	0.02	380.20	0.00	99.97
121.0-122.0	0.00	379.75	0.00	99.85	168.0-169.0	0.02	380.22	0.00	99.98
122.0-123.0	0.00	379.75	0.00	99.85	169.0-170.0	0.01	380.23	0.00	99.98
123.0-124.0	0.00	379.75	0.00	99.85	170.0-171.0	0.01	380.25	0.00	99.99
124.0-125.0	0.00	379.75	0.00	99.85	171.0-172.0	0.01	380.26	0.00	99.99
125.0-126.0	0.00	379.75	0.00	99.85	172.0-173.0	0.01	380.27	0.00	99.99
126.0-127.0	0.00	379.75	0.00	99.85	173.0-174.0	0.01	380.28	0.00	99.99
127.0-128.0	0.00	379.75	0.00	99.85	174.0-175.0	0.01	380.29	0.00	100.00
128.0-129.0	0.00	379.75	0.00	99.85	175.0-176.0	0.01	380.29	0.00	100.00
129.0-130.0	0.00	379.75	0.00	99.85	176.0-177.0	0.01	380.30	0.00	100.00
130.0-131.0	0.00	379.75	0.00	99.85	177.0-178.0	0.00	380.30	0.00	100.00
131.0-132.0	0.00	379.75	0.00	99.85	178.0-179.0	0.00	380.30	0.00	100.00
132.0-133.0	0.00	379.75	0.00	99.85	179.0-180.0	0.00	380.30	0.00	100.00
133.0-134.0	0.00	379.75	0.00	99.85					
134.0-135.0	0.00	379.75	0.00	99.85					
135.0-136.0	0.00	379.75	0.00	99.85					
136.0-137.0	0.00	379.75	0.00	99.85					
137.0-138.0	0.00	379.75	0.00	99.85					
138.0-139.0	0.00	379.75	0.00	99.85					
139.0-140.0	0.00	379.75	0.00	99.85					
140.0-141.0	0.00	379.75	0.00	99.85					

Rectangle ISO Lighting Intensity Diagram

Lum. Name: DL52-06-DW-01 RA95 2000K-3000K 36D	Lum. Catalog:	Test ID: 01
Lamp Name:	Lamp Catalog: LED	Test Lab: Quality Department
Manufacture: Shenzhen Norming Lighting Co., Ltd	Test Machine:GON-2000	Test Date: 2021/11/08

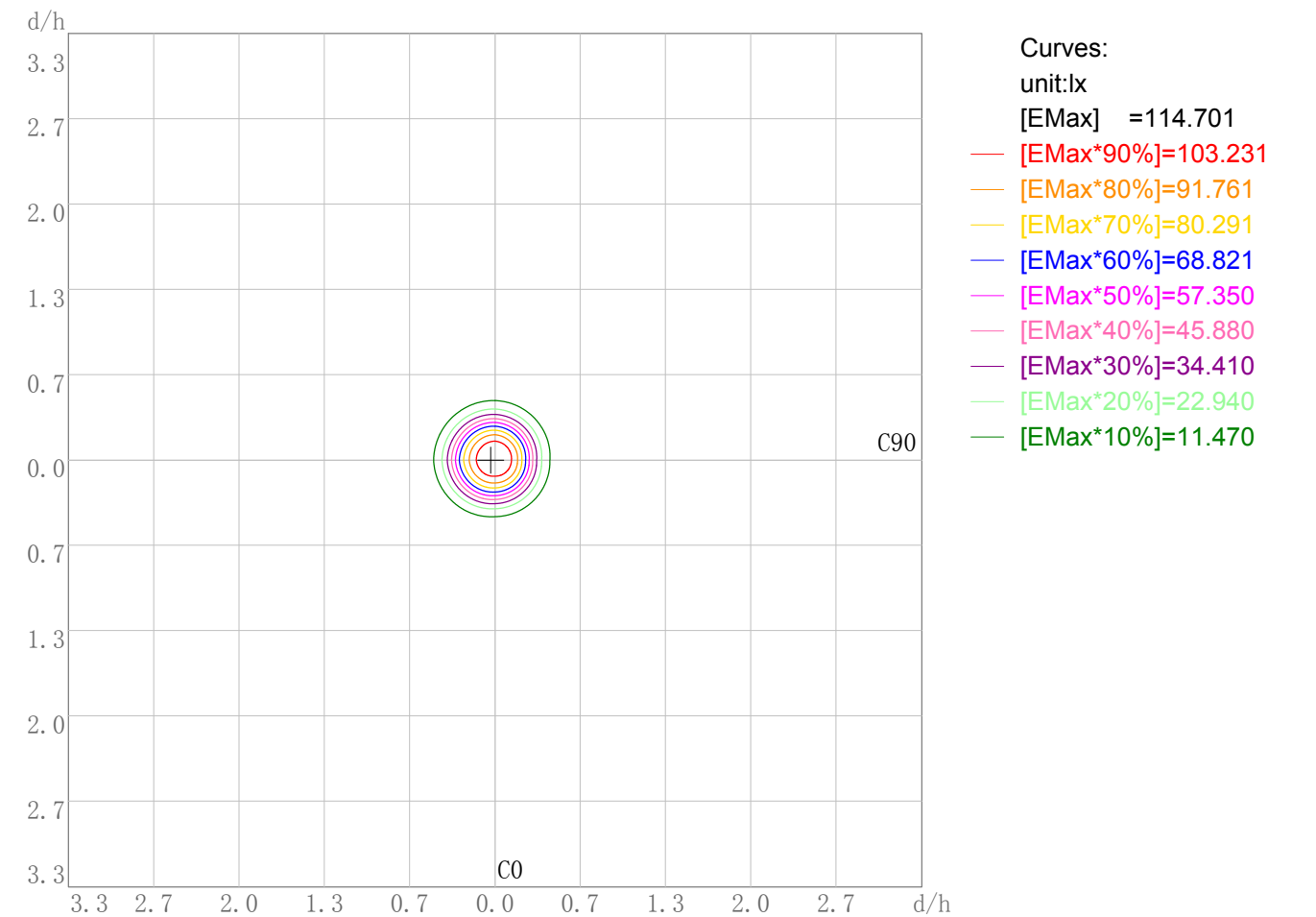


Maximum Light Intensity(cd): 1035.94
Maximum Cand.@Angle: H=-0.0°,V=-3.0°

Plane ISO-Illuminance Diagram

Lum. Name: DL52-06-DW-01 RA95 2000K-3000K 36D	Lum. Catalog:	Test ID: 01
Lamp Name:	Lamp Catalog: LED	Test Lab: Quality Department
Manufacture: Shenzhen Norming Lighting Co., Ltd	Test Machine:GON-2000	Test Date: 2021/11/08

Plane ISO-Illuminance Curve



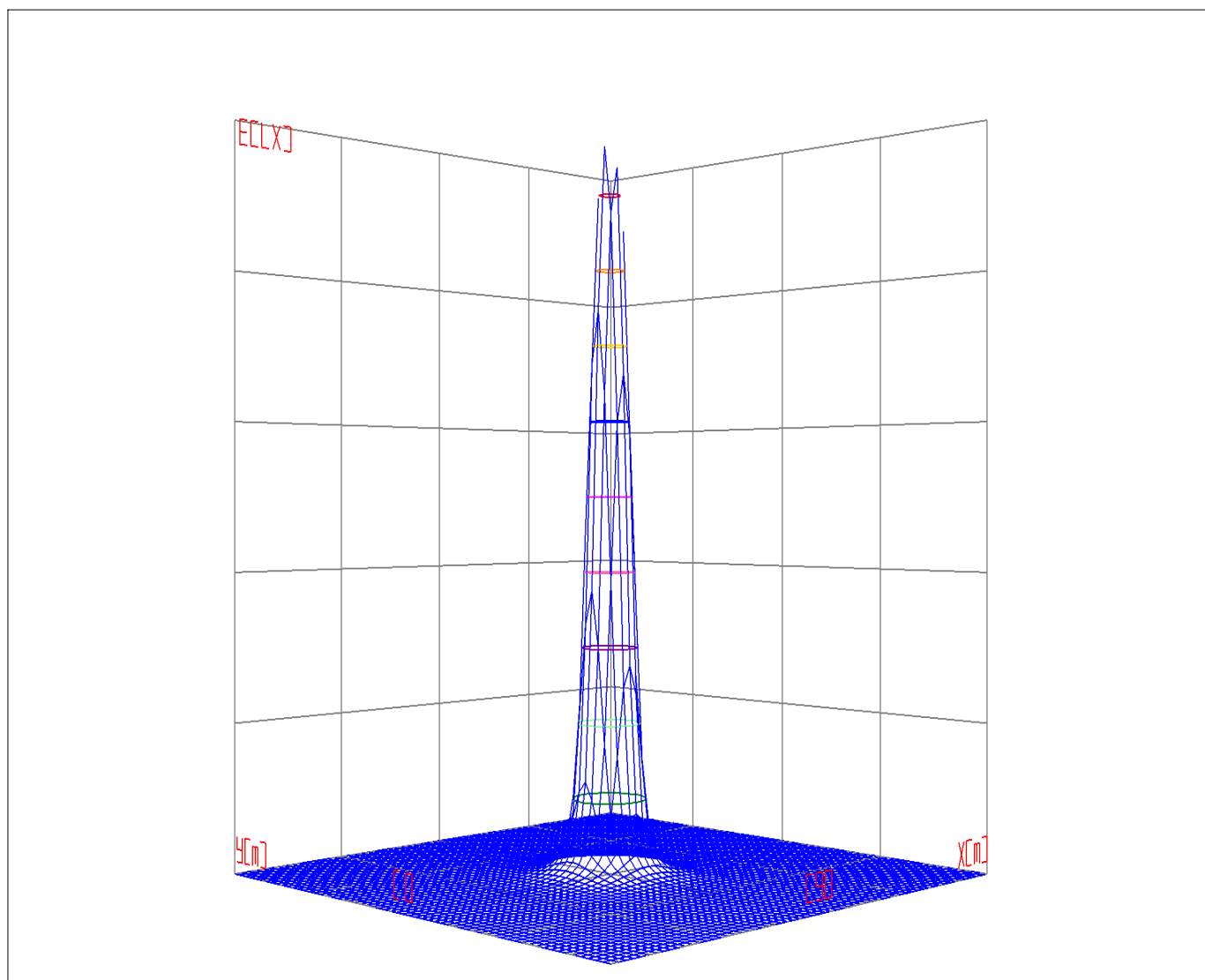
IES Indoor Report

Photometric Filename:DL52-06-DW-01 RA95 2000K-3000K 36D.IES

3D Plane ISO Illuminance Diagram

Lum. Name: DL52-06-DW-01 RA95 2000K-3000K 36D	Lum. Catalog:	Test ID: 01
Lamp Name:	Lamp Catalog: LED	Test Lab: Quality Department
Manufacture: Shenzhen Norming Lighting Co., Ltd	Test Machine:GON-2000	Test Date: 2021/11/08

3D Plane Illuminance Modal

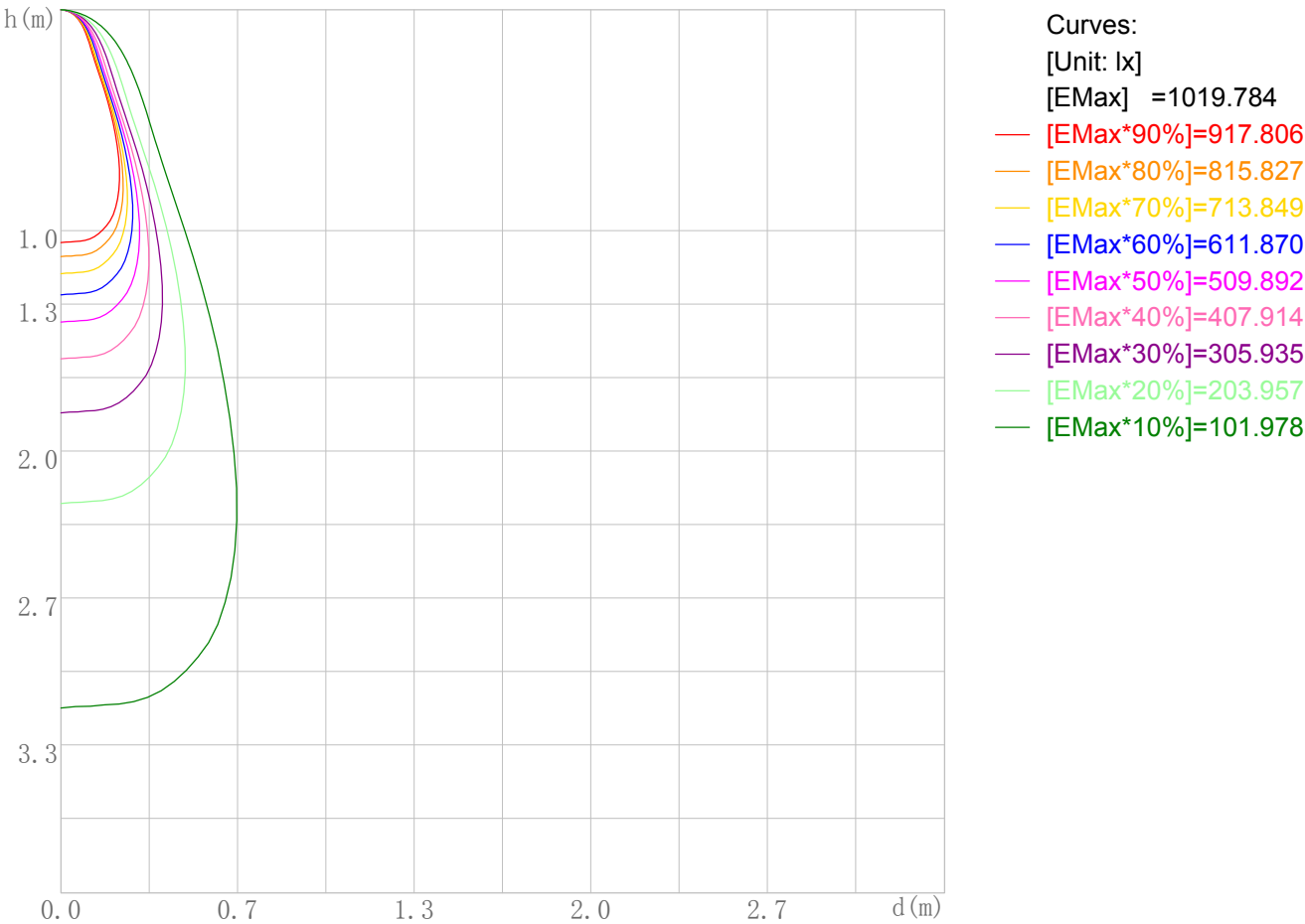


Curves: 3D Model — 90% — 80% — 70% — 60% — 50% — 40% — 30% — 20% — 10% —
View Angles(deg): 0 Height(m): 3.0 Distance(m): 10.0

Space ISO Illuminance Diagram

Lum. Name: DL52-06-DW-01 RA95 2000K-3000K 36D	Lum. Catelog:	Test ID: 01
Lamp Name:	Lamp Catelog: LED	Test Lab: Quality Deparment
Manufacture: Shenzhen Norming Lighting Co., Ltd	Test Machine:GON-2000	Test Date: 2021/11/08

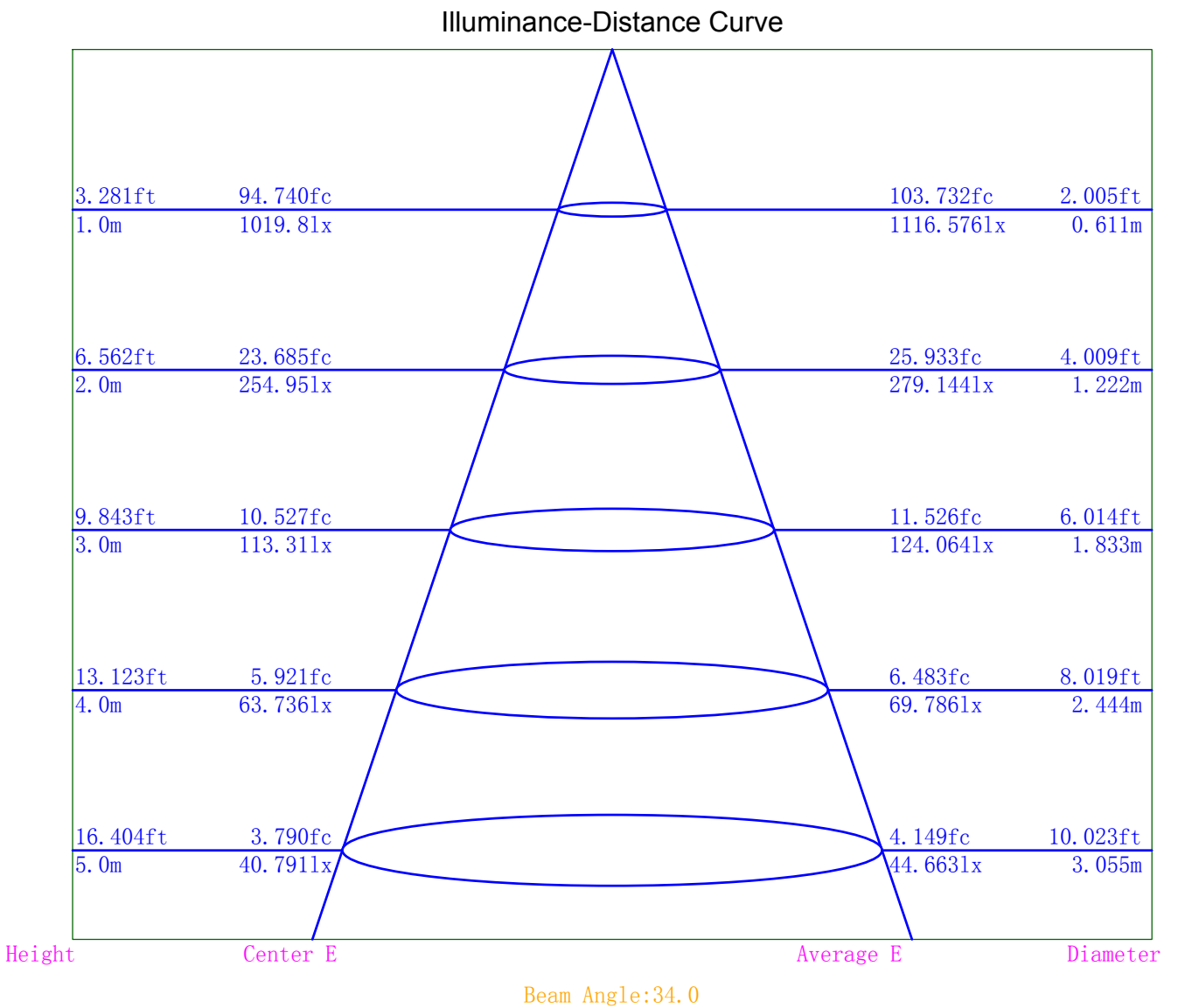
Space ISO Illuminance Curve



Space Plane Maximum Illuminance and @Angle:1019.78lx,0.0deg
Plane Maximum Lighting Intensity and @Angle:1019.784cd,0eg

Illuminance-Distance Diagram

Lum. Name: DL52-06-DW-01 RA95 2000K-3000K 36D	Lum. Catalog:	Test ID: 01
Lamp Name:	Lamp Catalog: LED	Test Lab: Quality Department
Manufacture: Shenzhen Norming Lighting Co., Ltd	Test Machine:GON-2000	Test Date: 2021/11/08



Indoor Luminance Limiting Curves

Lum. Name: DL52-06-DW-01 RA95 2000K-3000K 36D	Lum. Catalog:	Test ID: 01
Lamp Name:	Lamp Catalog: LED	Test Lab: Quality Department
Manufacture: Shenzhen Norming Lighting Co., Ltd	Test Machine:GON-2000	Test Date: 2021/11/08

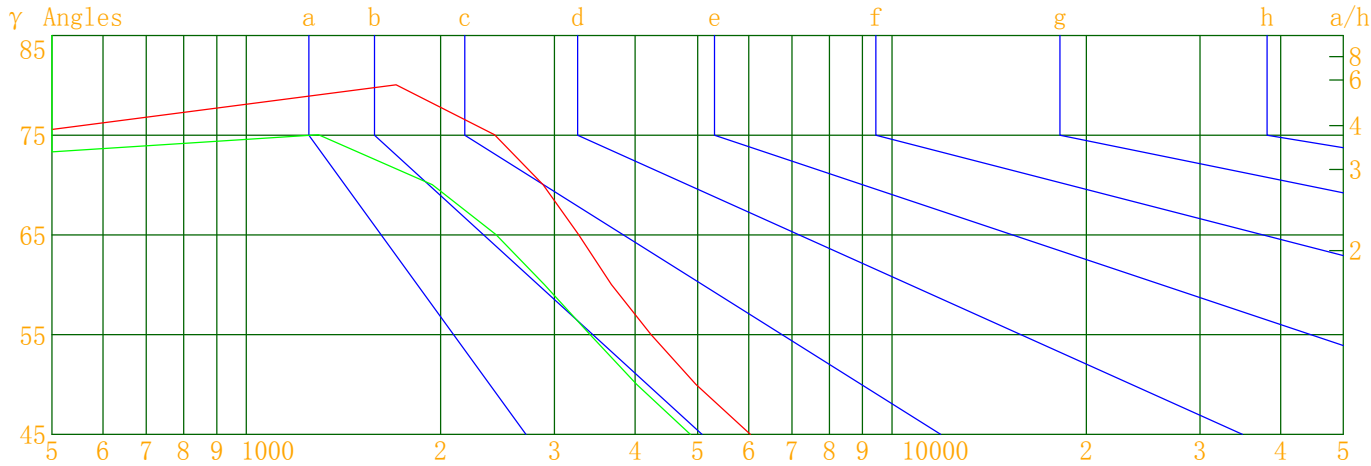
Glare Grade Table

GI	Quality	Using Illuminance							
1.15	A	2000	1000	500	<=300				
1.5	B		2000	1000	500	<=300			
1.85	C			2000	1000	500	<=300		
2.2	D				2000	1000	500	<=300	
2.55	E	a				2000	1000	500	<=300
			b	c	d	e	f	g	h

Luminance Table

Gama(deg)	45	50	55	60	65	70	75	80	85
C0	6036	4971	4234	3676	3270	2882	2424	1706	443
C90	4871	4024	3406	2894	2436	1941	1294	83	0

Luminance Limiting Curve



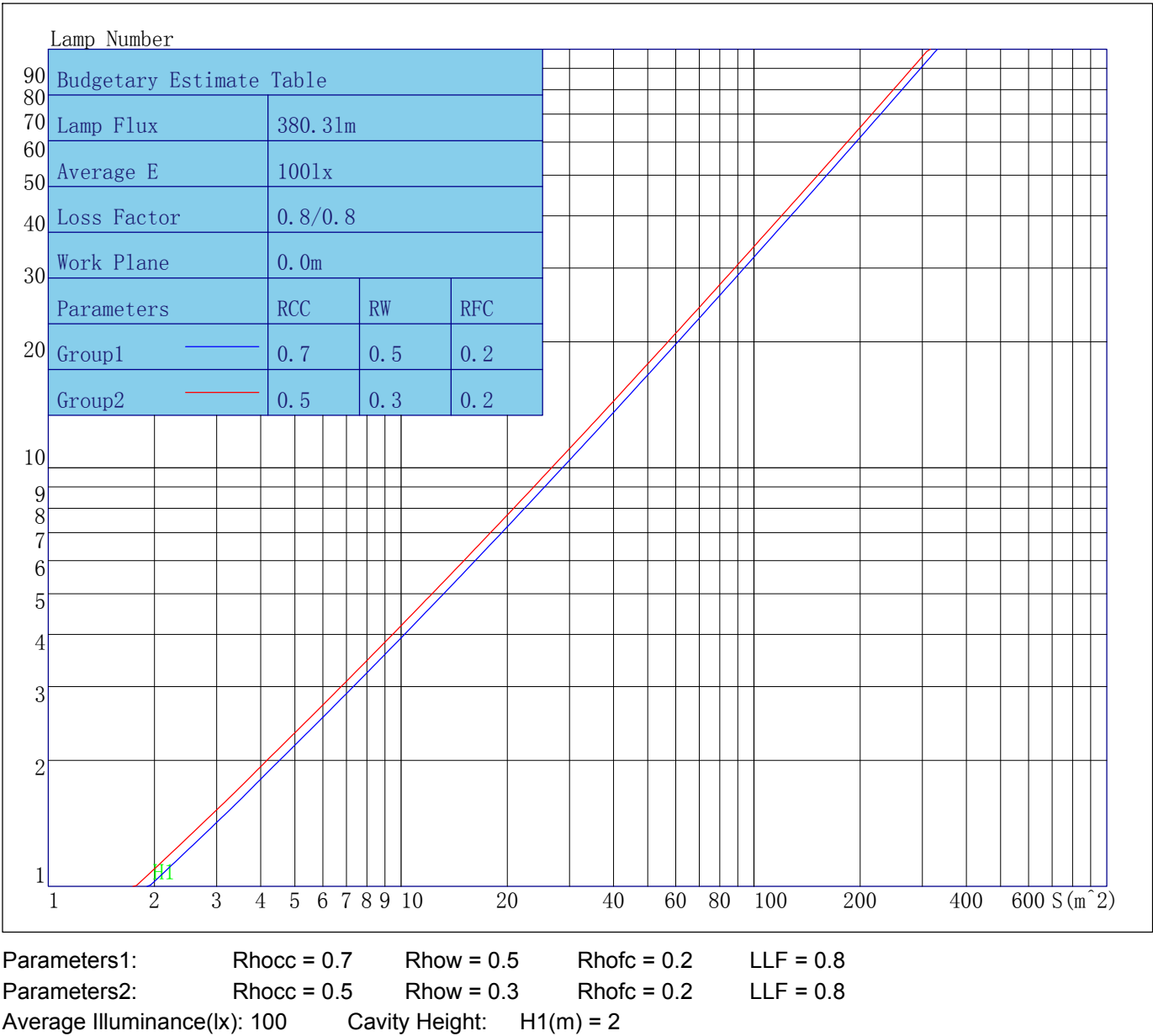
Luminous Size: Length(m)=-0.076 Width(m)=-0.076 Height(m)=0.000 Area(m^2)=0.004536

Luminous Type: Without Luminous Side

Luminous Curves: C0-C180 Color: C90-C270 Color:

Indoor Budgetary Estimate Table

Lum. Name: DL52-06-DW-01 RA95 2000K-3000K 36D	Lum. Catalog:	Test ID: 01
Lamp Name:	Lamp Catalog: LED	Test Lab: Quality Department
Manufacture: Shenzhen Norming Lighting Co., Ltd	Test Machine:GON-2000	Test Date: 2021/11/08



Indoor Coefficient of Utilization Table

Lum. Name: DL52-06-DW-01 RA95 2000K-3000K 36D	Lum. Catelog:	Test ID: 01
Lamp Name:	Lamp Catelog: LED	Test Lab: Quality Deparment
Manufacture: Shenzhen Norming Lighting Co., Ltd	Test Machine:GON-2000	Test Date: 2021/11/08

Coefficients of Utilization - Zonal Cavity Method																		
Coef.	Effective Floor Cavity Reflectance RFC=0.20																	
RhoCC (%)	80				70				50			30			10			0
RhoW (%)	70	50	30	10	70	50	30	10	50	30	10	50	30	10	50	30	10	0
RCR	Coefficient of Utilization(%)																	
0	119	119	119	119	116	116	116	116	111	111	111	106	106	106	102	102	102	100
1	114	112	109	107	112	109	107	106	105	104	102	102	100	99	98	97	96	95
2	109	105	102	99	107	103	100	97	100	98	95	97	95	93	95	93	91	90
3	105	99	95	92	103	98	94	91	96	92	90	93	90	88	91	89	87	85
4	101	95	90	86	99	93	89	86	91	88	85	89	86	84	88	85	83	81
5	97	90	85	82	96	89	85	81	88	84	81	86	83	80	84	82	79	78
6	94	86	81	78	92	85	81	77	84	80	77	83	79	76	82	78	76	75
7	90	83	78	74	89	82	77	74	81	77	74	80	76	73	79	75	73	72
8	87	79	75	71	86	79	74	71	78	74	71	77	73	71	76	73	70	69
9	84	77	72	69	83	76	72	68	75	71	68	74	71	68	74	70	68	67
10	82	74	69	66	81	73	69	66	73	69	66	72	68	66	71	68	65	64

Unified Glare Rating Table

Lum. Name: DL52-06-DW-01 RA95 2000K-3000K 36D	Lum. Catelog:	Test ID: 01
Lamp Name:	Lamp Catalog: LED	Test Lab: Quality Deparment
Manufacture: Shenzhen Norming Lighting Co., Ltd	Test Machine:GON-2000	Test Date: 2021/11/08

Unified Glare Rating Table

Ceiling RCC	0.70	0.70	0.50	0.50	0.30	0.70	0.70	0.50	0.50	0.30
Wall RW	0.50	0.30	0.50	0.30	0.30	0.50	0.30	0.50	0.30	0.30
Floor RFC	0.20	0.20	0.20	0.20	0.20	0.20	0.20	0.20	0.20	0.20
Room Size	Vewed crosswise					Vewed endwise				
X=2H Y=2H	12.5	13.6	12.9	13.9	14.2	11.3	12.3	11.6	12.6	13.0
	13.3	14.2	13.7	14.6	14.9	11.8	12.8	12.2	13.1	13.5
	13.6	14.5	14.0	14.8	15.2	12.0	12.8	12.4	13.2	13.6
	13.7	14.5	14.1	14.9	15.3	11.9	12.7	12.3	13.1	13.5
	13.7	14.5	14.1	14.9	15.3	11.9	12.6	12.3	13.0	13.4
	13.7	14.4	14.1	14.8	15.2	11.8	12.5	12.2	12.9	13.3
X=4H Y=2H	12.8	13.7	13.2	14.0	14.4	11.6	12.4	12.0	12.8	13.2
	13.7	14.4	14.1	14.9	15.3	12.3	13.0	12.7	13.4	13.8
	14.1	14.7	14.5	15.1	15.6	12.4	13.1	12.9	13.5	14.0
	14.3	14.8	14.7	15.3	15.8	12.4	13.0	12.9	13.4	13.9
	14.3	14.8	14.7	15.2	15.7	12.3	12.9	12.8	13.3	13.8
	14.2	14.7	14.7	15.2	15.7	12.3	12.7	12.8	13.2	13.7
X=8H Y=4H	14.1	14.6	14.6	15.1	15.6	12.5	13.0	12.9	13.4	13.9
	14.4	14.8	14.9	15.3	15.8	12.4	12.9	12.9	13.4	13.9
	14.4	14.8	14.9	15.3	15.8	12.4	12.7	12.9	13.3	13.8
	14.3	14.7	14.9	15.2	15.8	12.3	12.6	12.8	13.1	13.7
X=12H Y=4H	14.1	14.5	14.6	15.0	15.5	12.4	12.9	12.9	13.4	13.8
	14.3	14.7	14.9	15.2	15.7	12.4	12.8	12.9	13.2	13.8
	14.4	14.7	14.9	15.2	15.8	12.3	12.7	12.8	13.2	13.7
Variations with the objerver position at spacings										
S=1.0H	0.8/-1.0					1.9/-2.9				
S=1.5H	1.3/-1.7					2.3/-3.6				
S=2.0H	1.7/-2.2					2.5/-4.0				
Reduced UGR Table:										
Nordic Standard Table:	BK0					BK0				
Correction Value	1.5					1.1				

o the CIE Pub.117, data has been corrected, refers to the lamp’s lumens 8.2flm.

IES Indoor Report

Photometric Filename:DL52-06-DW-01 RA95 2000K-3000K 36D.IES

Candela Tabulation

V/H	C0.0	C90.0	C180.0	C270.0
γ 0.0	1019.78	1019.78	1019.78	1019.78
γ 1.0	1016.36	1016.86	1017.45	1027.84
γ 2.0	1016.67	1014.59	1016.40	1034.20
γ 3.0	1014.62	1010.32	1012.67	1035.94
γ 4.0	1015.66	1006.19	1004.95	1029.31
γ 5.0	1012.75	994.99	990.90	1020.56
γ 6.0	1005.44	979.82	975.43	1007.54
γ 7.0	992.02	957.92	953.33	990.95
γ 8.0	971.81	933.26	927.44	968.19
γ 9.0	947.05	899.68	899.04	945.09
γ 10.0	917.76	861.31	867.17	918.59
γ 11.0	885.65	812.94	829.58	891.61
γ 12.0	844.10	758.28	783.85	860.12
γ 13.0	794.01	698.66	732.50	825.08
γ 14.0	738.50	632.43	674.69	782.20
γ 15.0	678.44	563.23	609.41	732.88
γ 16.0	614.38	491.18	541.34	673.42
γ 17.0	547.36	422.64	475.59	608.54
γ 18.0	478.55	357.49	410.25	541.29
γ 19.0	413.52	299.36	348.56	474.34
γ 20.0	351.82	247.21	290.61	408.33
γ 21.0	296.97	203.29	239.50	346.73
γ 22.0	247.34	166.53	195.04	290.63
γ 23.0	204.38	136.63	158.10	239.94
γ 24.0	167.84	112.36	128.52	197.13
γ 25.0	137.89	93.74	105.52	160.55
γ 26.0	114.25	79.69	87.93	131.44
γ 27.0	96.28	68.99	74.34	108.71
γ 28.0	82.51	60.67	63.91	91.10
γ 29.0	71.86	53.96	55.50	77.51
γ 30.0	63.45	48.43	48.84	66.66
γ 31.0	56.70	43.90	43.18	58.13
γ 32.0	51.23	39.88	38.63	51.24
γ 33.0	46.51	36.50	34.79	45.76
γ 34.0	42.57	33.60	31.54	41.29
γ 35.0	39.09	30.97	28.69	37.39
γ 36.0	36.07	28.65	26.24	34.17
γ 37.0	33.41	26.65	24.05	31.24
γ 38.0	31.05	24.76	22.23	28.80
γ 39.0	28.85	23.04	20.53	26.58
γ 40.0	26.91	21.50	19.16	24.69
γ 41.0	25.10	20.13	17.89	22.99
γ 42.0	23.47	18.86	16.81	21.46
γ 43.0	22.00	17.67	15.83	20.17
γ 44.0	20.64	16.65	14.99	19.06
γ 45.0	19.36	15.63	14.23	18.02
γ 46.0	18.24	14.76	13.56	17.07

Candela Tabulation - (Cont.)

V/H	C0.0	C90.0	C180.0	C270.0
γ 47.0	17.23	13.91	12.93	16.26
γ 48.0	16.25	13.13	12.33	15.49
γ 49.0	15.35	12.40	11.77	14.81
γ 50.0	14.49	11.73	11.23	14.13
γ 51.0	13.73	11.09	10.73	13.54
γ 52.0	12.97	10.48	10.22	12.92
γ 53.0	12.29	9.93	9.75	12.35
γ 54.0	11.61	9.36	9.29	11.81
γ 55.0	11.02	8.86	8.83	11.25
γ 56.0	10.41	8.37	8.38	10.70
γ 57.0	9.87	7.89	7.97	10.19
γ 58.0	9.31	7.42	7.55	9.64
γ 59.0	8.82	6.98	7.15	9.13
γ 60.0	8.34	6.56	6.76	8.64
γ 61.0	7.91	6.17	6.35	8.18
γ 62.0	7.47	5.77	5.98	7.75
γ 63.0	7.07	5.40	5.61	7.34
γ 64.0	6.67	5.02	5.26	6.96
γ 65.0	6.27	4.67	4.91	6.55
γ 66.0	5.89	4.31	4.58	6.20
γ 67.0	5.53	3.97	4.25	5.83
γ 68.0	5.17	3.64	3.93	5.48
γ 69.0	4.82	3.32	3.61	5.13
γ 70.0	4.47	3.01	3.32	4.80
γ 71.0	4.14	2.73	3.02	4.45
γ 72.0	3.81	2.43	2.74	4.14
γ 73.0	3.47	2.12	2.42	3.82
γ 74.0	3.17	1.82	2.12	3.52
γ 75.0	2.85	1.52	1.84	3.20
γ 76.0	2.56	1.30	1.55	2.89
γ 77.0	2.25	1.00	1.31	2.59
γ 78.0	1.98	0.68	1.07	2.30
γ 79.0	1.67	0.42	0.83	2.03
γ 80.0	1.34	0.06	0.55	1.77
γ 81.0	1.07	0.00	0.32	1.51
γ 82.0	0.80	0.00	0.08	1.25
γ 83.0	0.50	0.00	0.00	1.01
γ 84.0	0.35	0.00	0.00	0.77
γ 85.0	0.17	0.00	0.00	0.49
γ 86.0	0.00	0.00	0.00	0.27
γ 87.0	0.00	0.00	0.00	0.07
γ 88.0	0.00	0.00	0.00	0.00
γ 89.0	0.00	0.00	0.00	0.00
γ 90.0	0.00	0.00	0.00	0.00
γ 91.0	0.00	0.00	0.00	0.00
γ 92.0	0.00	0.00	0.00	0.00
γ 93.0	0.00	0.00	0.00	0.00

Candela Tabulation - (Cont.)

V/H	C0.0	C90.0	C180.0	C270.0
γ 94.0	0.00	0.00	0.00	0.00
γ 95.0	0.00	0.00	0.00	0.00
γ 96.0	0.00	0.00	0.00	0.00
γ 97.0	0.00	0.00	0.00	0.00
γ 98.0	0.00	0.00	0.00	0.00
γ 99.0	0.00	0.00	0.00	0.00
γ 100.0	0.00	0.00	0.00	0.00
γ 101.0	0.00	0.00	0.00	0.00
γ 102.0	0.00	0.00	0.00	0.00
γ 103.0	0.00	0.00	0.00	0.00
γ 104.0	0.00	0.00	0.00	0.00
γ 105.0	0.00	0.00	0.00	0.00
γ 106.0	0.00	0.00	0.00	0.00
γ 107.0	0.00	0.00	0.00	0.00
γ 108.0	0.00	0.00	0.00	0.00
γ 109.0	0.00	0.00	0.00	0.00
γ 110.0	0.00	0.00	0.00	0.00
γ 111.0	0.00	0.00	0.00	0.00
γ 112.0	0.00	0.00	0.00	0.00
γ 113.0	0.00	0.00	0.00	0.00
γ 114.0	0.00	0.00	0.00	0.00
γ 115.0	0.00	0.00	0.00	0.00
γ 116.0	0.00	0.00	0.00	0.00
γ 117.0	0.00	0.00	0.00	0.00
γ 118.0	0.00	0.00	0.00	0.00
γ 119.0	0.00	0.00	0.00	0.00
γ 120.0	0.00	0.00	0.00	0.00
γ 121.0	0.00	0.00	0.00	0.00
γ 122.0	0.00	0.00	0.00	0.00
γ 123.0	0.00	0.00	0.00	0.00
γ 124.0	0.00	0.00	0.00	0.00
γ 125.0	0.00	0.00	0.00	0.00
γ 126.0	0.00	0.00	0.00	0.00
γ 127.0	0.00	0.00	0.00	0.00
γ 128.0	0.00	0.00	0.00	0.00
γ 129.0	0.00	0.00	0.00	0.00
γ 130.0	0.00	0.00	0.00	0.00
γ 131.0	0.00	0.00	0.00	0.00
γ 132.0	0.00	0.00	0.00	0.00
γ 133.0	0.00	0.00	0.00	0.00
γ 134.0	0.00	0.00	0.00	0.00
γ 135.0	0.00	0.00	0.00	0.00
γ 136.0	0.00	0.00	0.00	0.00
γ 137.0	0.00	0.00	0.00	0.00
γ 138.0	0.00	0.00	0.00	0.00
γ 139.0	0.00	0.00	0.00	0.00
γ 140.0	0.00	0.00	0.00	0.00

Candela Tabulation - (Cont.)

V/H	C0.0	C90.0	C180.0	C270.0
γ 141.0	0.00	0.00	0.00	0.00
γ 142.0	0.00	0.00	0.00	0.00
γ 143.0	0.00	0.00	0.00	0.00
γ 144.0	0.00	0.00	0.00	0.00
γ 145.0	0.00	0.00	0.01	0.00
γ 146.0	0.00	0.00	0.09	0.00
γ 147.0	0.00	0.00	0.17	0.06
γ 148.0	0.05	0.03	0.24	0.13
γ 149.0	0.12	0.10	0.31	0.21
γ 150.0	0.20	0.17	0.38	0.28
γ 151.0	0.27	0.23	0.46	0.34
γ 152.0	0.34	0.29	0.52	0.40
γ 153.0	0.40	0.35	0.57	0.46
γ 154.0	0.46	0.41	0.63	0.52
γ 155.0	0.52	0.45	0.68	0.58
γ 156.0	0.57	0.49	0.72	0.62
γ 157.0	0.62	0.53	0.76	0.68
γ 158.0	0.66	0.56	0.80	0.72
γ 159.0	0.70	0.59	0.83	0.77
γ 160.0	0.74	0.61	0.84	0.78
γ 161.0	0.76	0.62	0.85	0.81
γ 162.0	0.77	0.63	0.86	0.82
γ 163.0	0.79	0.62	0.86	0.83
γ 164.0	0.79	0.62	0.86	0.83
γ 165.0	0.80	0.63	0.85	0.84
γ 166.0	0.80	0.61	0.83	0.83
γ 167.0	0.80	0.61	0.82	0.82
γ 168.0	0.78	0.61	0.80	0.81
γ 169.0	0.78	0.62	0.79	0.80
γ 170.0	0.77	0.61	0.78	0.80
γ 171.0	0.77	0.62	0.77	0.77
γ 172.0	0.76	0.62	0.77	0.78
γ 173.0	0.76	0.64	0.77	0.77
γ 174.0	0.76	0.66	0.77	0.78
γ 175.0	0.77	0.67	0.77	0.78
γ 176.0	0.78	0.70	0.77	0.79
γ 177.0	0.79	0.71	0.78	0.80
γ 178.0	0.79	0.73	0.79	0.81
γ 179.0	0.80	0.73	0.80	0.82
γ 180.0	0.79	0.79	0.79	0.79